

POS Contacts Button Update

Introduction

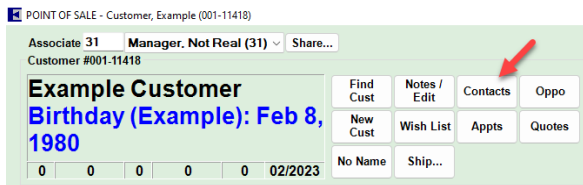
The **POS Contacts** button update conveniently allows you to quickly identify whether customers have all three contact methods saved to their account.

Introduced starting with Edge version 23.2, the **Contacts** button in POS will display as a specific color depending on the number of contact methods your customer has saved to their account allowing your associates to immediately see if a customer is missing a form of contact when added to a sale. This was developed to help your store complete any communication gaps that may exist due to a missing phone number, home address, and/or email address allowing for less missed opportunities in targeted marketing and notifications.

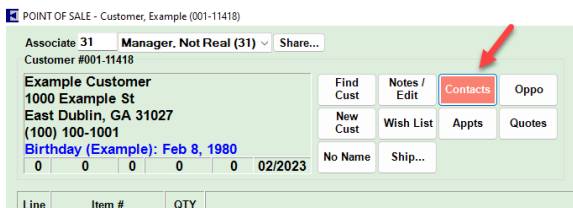
Contact Button Color Key

The **Contact** button in POS will appear as one of three colors, depending on the number of contact methods the customer has saved to their account.

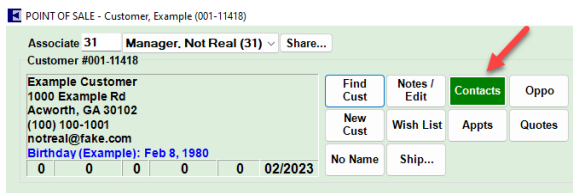
- No contact methods on file – button will appear **gray**:



- One and/or two contact methods on file – button will appear **salmon colored**:



- **Three or more** contact methods on file (at least one email, phone number, and home address) – button will appear **green**:



- **Hidden contacts** will still appear with the button **grayed out** as non-accessible:

